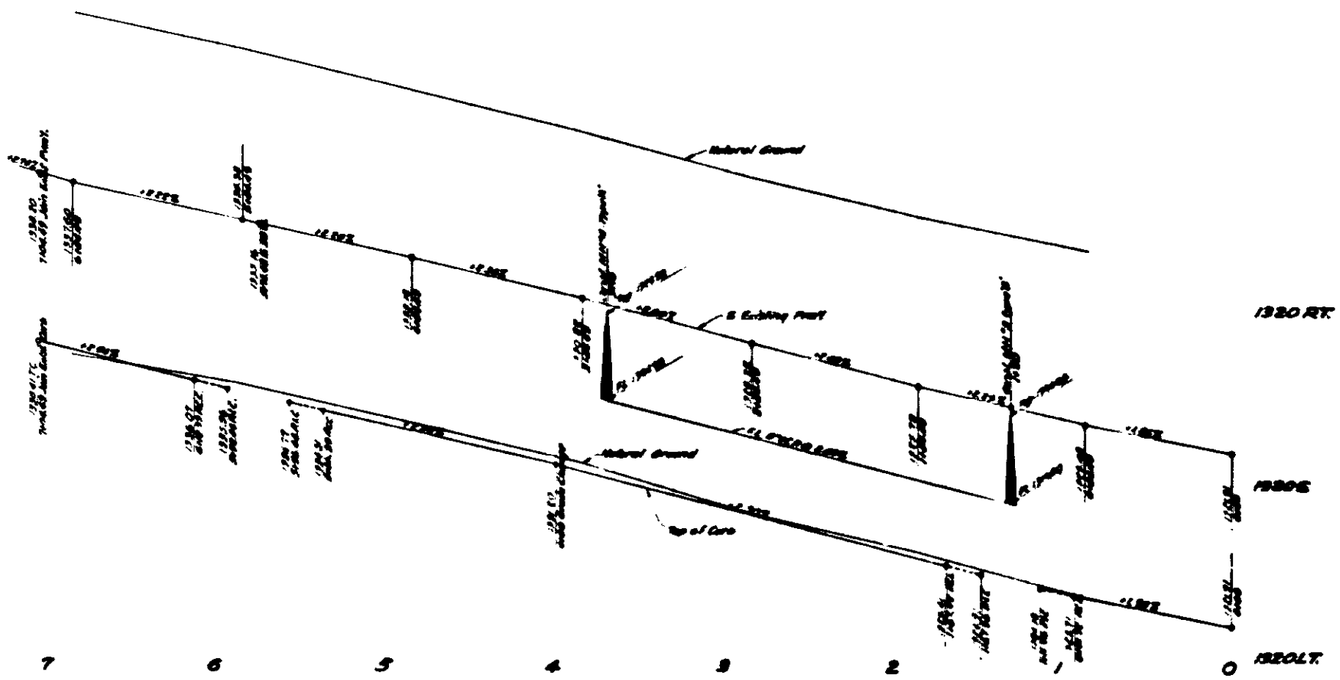


PROFILE

Scale: 1"=40' Horiz.
1"=4' Vert.

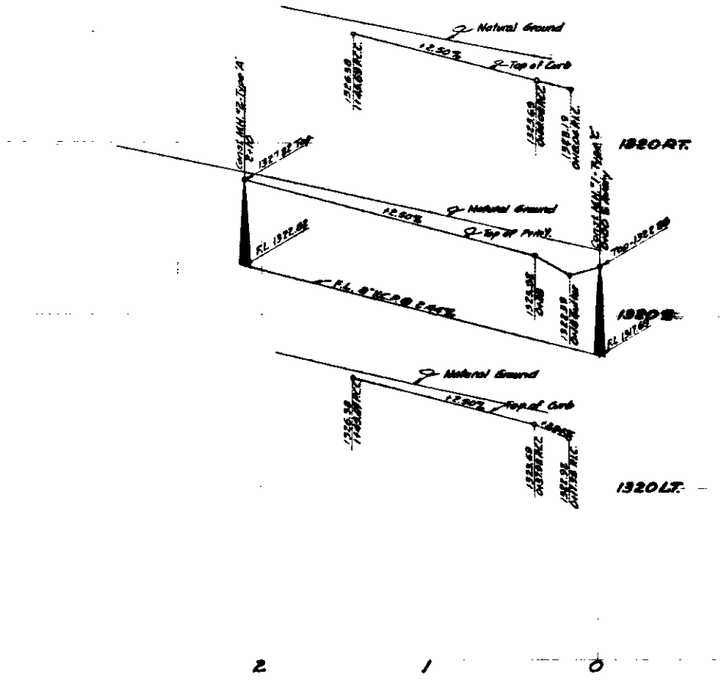


PROFILE

Scale: 1"=40' Horiz.
1"=4' Vert.

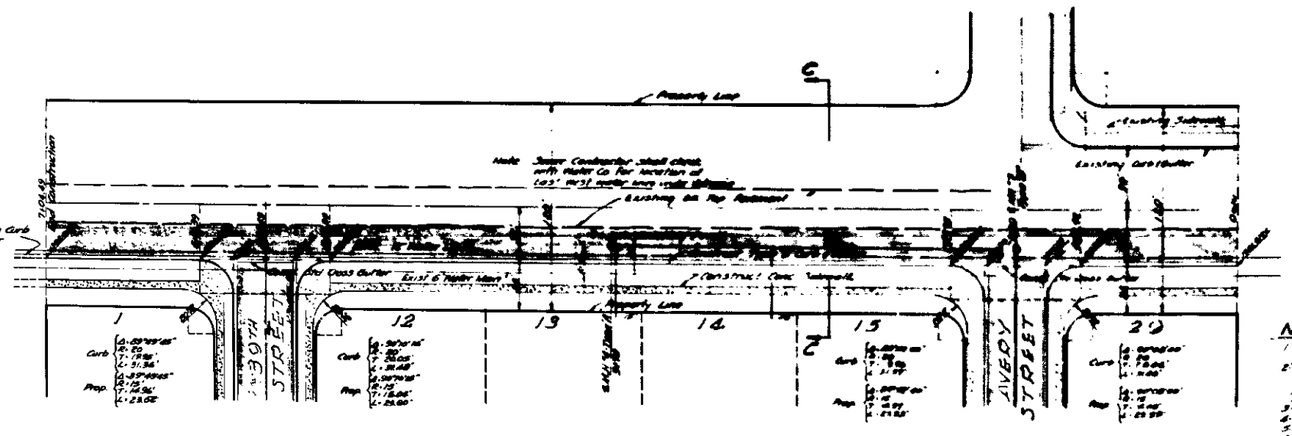


PLAN

VALENCIA AVENUE

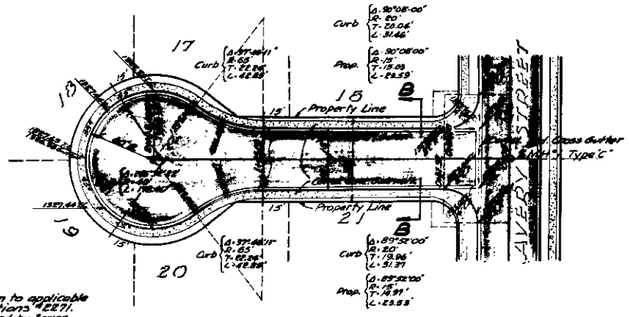


PLAN

FREMONTIA DRIVE

NOTES:

1. All work embodied on these plans shall conform to applicable provisions of San Bernardino City Specifications #2271.
2. Manhole Frames and Covers shall be constructed by Sewer Contractor 6" below final grade shown and upon completion of paving, the Paving Contractor shall adjust frames & covers to final grade.
3. All Sewer Laterals shall be 4" V.C.P. extended 2' beyond Prop. Line.
4. Exact locations of Sewer Laterals shall be determined in the field.
5. Construct 2½" Plant-mix Pavement on all streets as shown.
6. B.M. Top ¾" I.P. in center of intersection of Valencia and Ralston Elev. 1341.75 M.S.L.

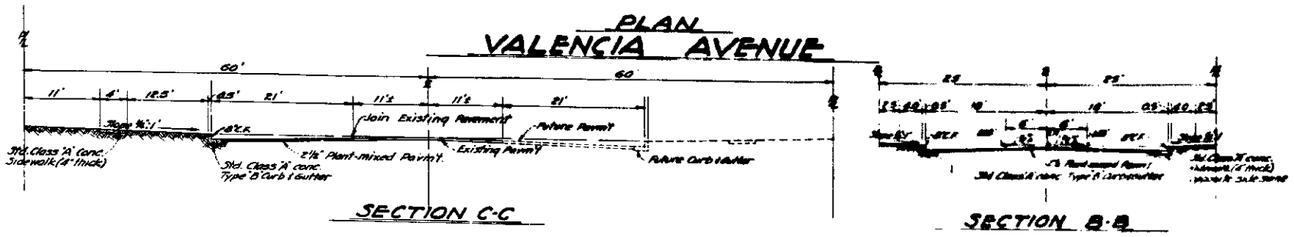


SECTION C-C

SECTION B-B

Scale: 1"=40'

Registered Civil Engineer #3102

DEPARTMENT OF ENGINEERING
CITY OF SAN BERNARDINO

IMPROVEMENT PLANS & PROFILES

TRACT NO. 3656

| | | | |
|---|---|---|---|
| SUBMITTED BY Arthur J. Sullivan & Assoc. | REFERENCE 1-558 | DRAWING NO. 2440 | |
| APPROVED May 16 1956 | DRAWN BY W.G.D. | | |
| CHIEF ENGINEER | CHECKED BY | SHEET 1 | |